

More Minor

The following methods can be used by the band just for fun or with a view to developing certain aspects of skill/experience to build the learner up towards ringing Surprise Minor.

Forward Minor see *All Change* Section.

Little Bob Minor allows the learner to dodge in 3/4 and 5/6, building skills towards treble bobbing.

St Clements has dodges on the front and helps develop the concept of *front work*.

Double Oxford Bob Minor has dodges on the front which constitute the *front work*, *places in 3/4* and dodges on the back which constitute the *back work*. These are the 3 components found in Cambridge Surprise Minor.


However, in these methods the treble plain hunts.

In **Kent and Oxford Treble Bob Minor** the treble rings treble bob hunt giving more opportunity for practising this skill.

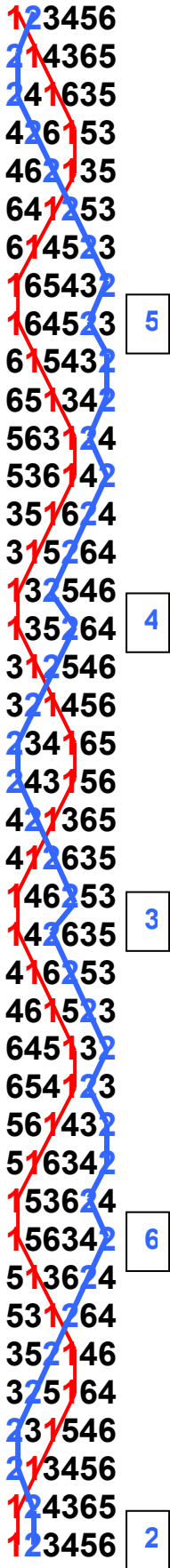
Pure Treble Bob hunt

This exercise may be used for practice before attempting the methods. It is false but all six bells have a chance to ring treble bob; in addition the coursing order is plain hunt coursing order which will be familiar to learners, thus giving more opportunity to work on the striking as the ropesight will be familiar.

Wall chart /crib sheet of Treble Bob Hunt can be found in All Change section.



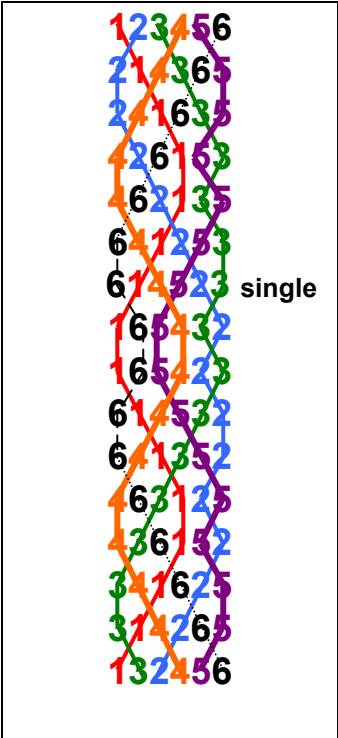
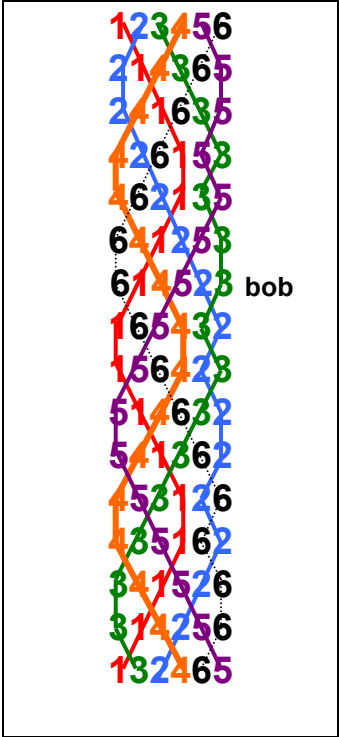
Little Bob Minor



The bob and single are as in Plain Bob

Bob

Single



One bell makes 4ths

One bell makes 4ths

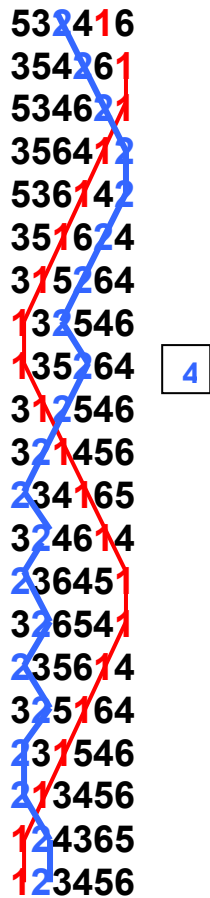
One runs in

One bell makes 3rds

One runs out

One bell makes 2nds

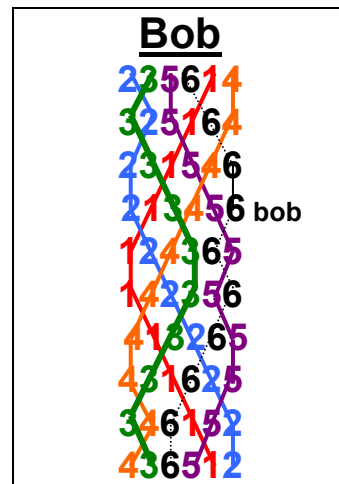
St Clements Bob Minor



The bob
is as in Plain

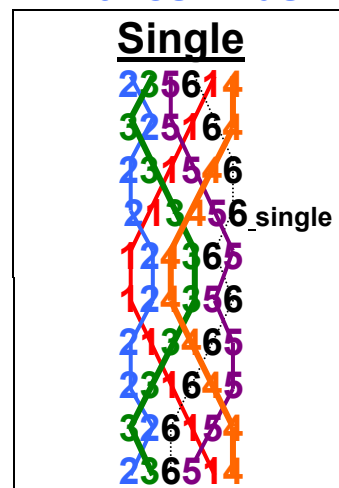
Bob

One bell
makes 4ths
One runs in
One runs out



The single is as
in Plain Bob

One bell
makes 4ths
One bell
makes 3rds
One bell
makes 2nds

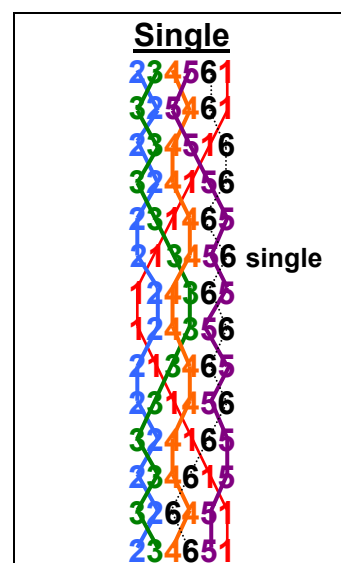
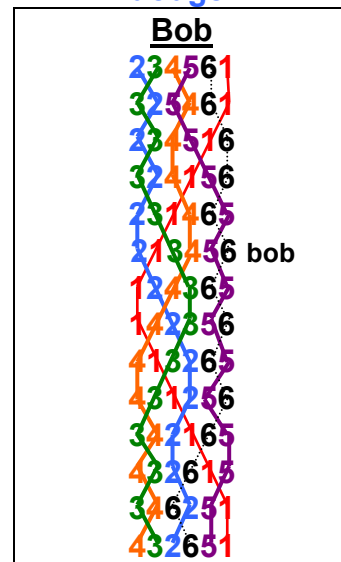


Double Oxford Bob Minor

123456
 214365
 241356
 423165
 243615
 426351
 243651
 426315
 246135
 421653
 412635 3
 146253
 142635
 416253
 461235
 642153
 462513
 645231
 462531
 645213
 465123
 641532
 614523
 165432 5
 164523
 615432
 651423
 564132
 654312
 563421
 654321
 563412
 653142
 561324
 516342
 153624
 156342 6
 513624

531642
 356124
 536214
 352641
 536214
 352614
 532164
 351246
 315264
 132546 4
 135264
 312546
 321564
 235146
 325416
 234561
 325461
 234516
 324156
 231465
 213456
 124365
 123456 2

The bell doing places down misses the last dodge and runs in.
 The bell which would have made 2nds runs out to places up but misses the first dodge.



The bell ringing places down misses off the last dodge, rings 2 blows in 3rds then starts places up missing the first dodge
 The bob is a 4ths place bob.
 The bell making 2nds is unaffected

Kent Treble Bob Minor

Tips for ringing Kent

1. Notice where the treble is at all times
2. Make Kent places when the treble is below you. The 2 blows in 4ths are over the same bell.
3. The places are made **WRONG** i.e. **back/hand**.
4. When you dodge with the treble in **5/6 up** you will next meet the treble on the front, dodge with it and go into the slow work.
5. The only time you dodge on the front is going into and out of the slow work.

123456
213465
124356
214365
241635
426153
421635
246153
264513
625431
624513
265431
256341
523614
526341
253614
235164
321546
325164
231546
213456
123465
214356
124365
142635
412653
146235
416253
461523
645132
641523
456312
543621
546312
453621
435261
342516
345261
432516
423156

2

3

241365
243156
421365
412635
142653
416235
146253
164523
614532
165423
615432
651342
563124
561342
653124
635214
362541
365214
632541
623451
264315
263451
624315
642135
461253
462135
641253
614523
164532
615423
165432
156342
516324
153642
513624
531264
352146
351264
532146
523416
254361

5

6

253416
524361
542631
456213
452631
546213
564123
651432
654123
561432
156324
513642
153624
315264
312546
321456
234165
231456
324165
342615
436251
432615
346251
364521
635412
634521
365412
356142
531624
536142
351624
315264
135246
312564
132546
123456

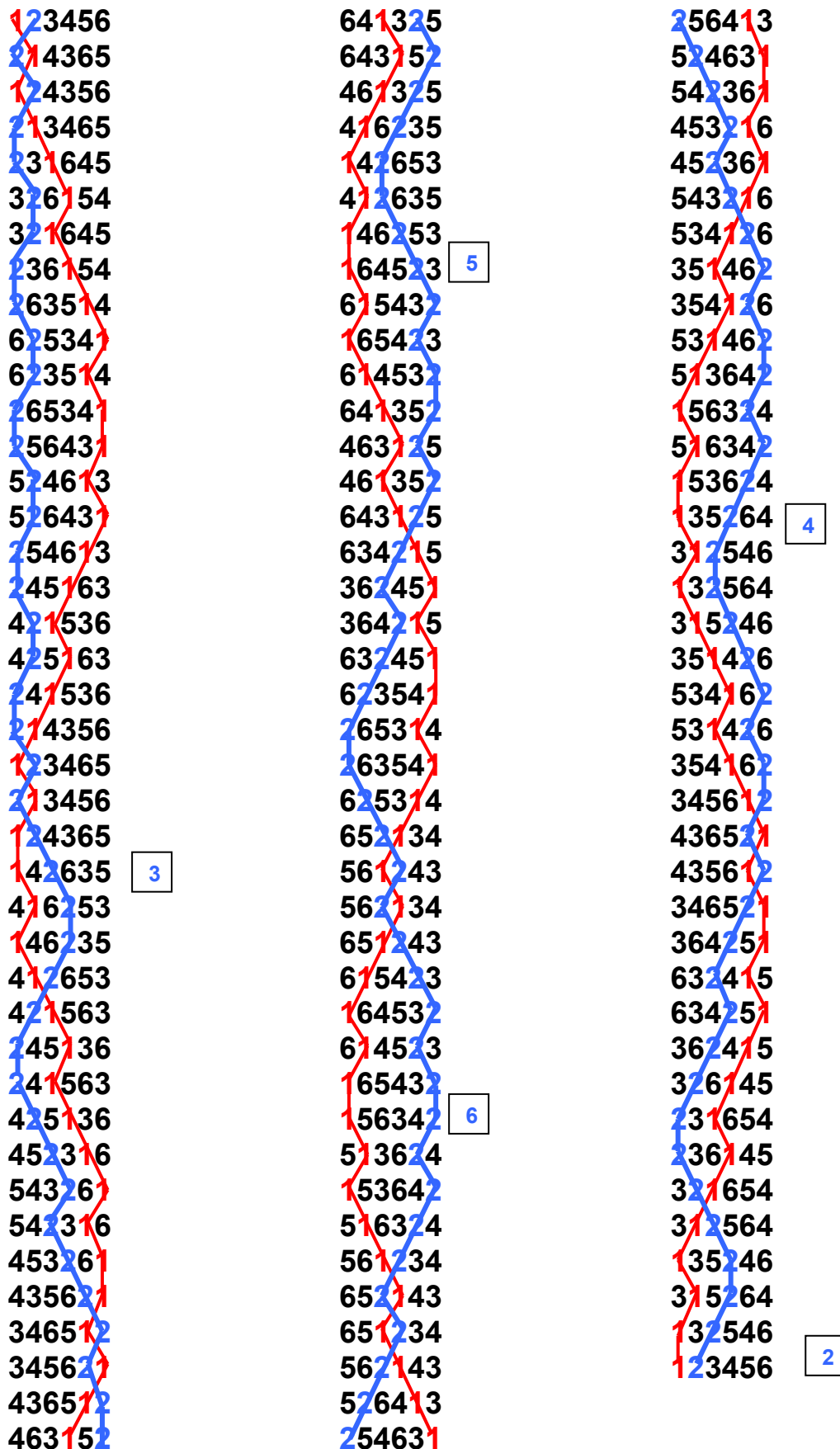
4

2

Oxford Treble Bob Minor

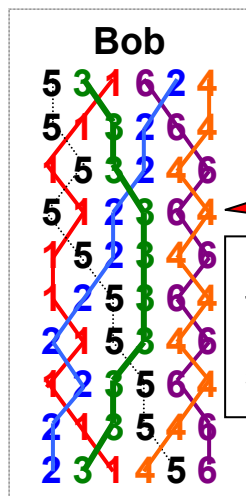
Tips for ringing Oxford

1. Notice where the treble is at all times
2. Make Oxford places when the treble is below you.
-Make 4ths before and after the slow work both blows over the same bell.
-Make 3rds from the back, one blow over the treble.
3. The places are made **RIGHT** i.e. **hand/back**
4. When you dodge with the treble in **5/6 up** you will next meet the treble on the front, dodge with it and go into the slow work.
5. The only time you dodge on the front is going into and out of the slow work.



Kent and Oxford bobs

Kent



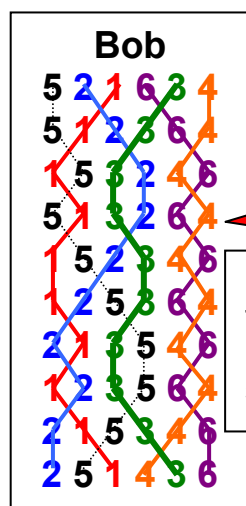
The bell making its second set of places up makes its first set of places down.

It rings four blows in fourths place, two in thirds place and goes down to lead.

The bell dodging 5/6 up does two extra up dodges (making 3 in all) then lies behind.

The bell dodging 5/6 down does two extra dodges and goes on down to the 3/4 dodge.

Oxford



The bell making thirds makes fourths then thirds again and goes out to its 5/6 dodge.

The bell dodging 5/6 up does two extra up dodges (making 3 in all) then lies behind.

The bell dodging 5/6 down does two extra dodges and goes on down to the 3/4 dodge.

For three leads

Call a bob every lead.

For 144

Call the 2, 3, or 4 to make the bob twice