



## Information

This Challenge Badge was first created in 2012 by the 25<sup>th</sup> Worcester Guides in memory of Girlguiding Leader Alison Regan who died of undiagnosed cancer on 12th July 2012 aged 53. As a Rainbow Unit Leader, she chose the name 'Bluebell' because her favourite colour was blue and because she was also a bell ringer!

We have recently worked alongside the Central Council of Church Bell Ringers (CCCBR) to update and refresh the Challenge syllabus for a new generation of Young Ringers, Girlguiding and Scout Association members.



Alison (wearing light blue) with some 25<sup>th</sup> Worcester Guides  
at the top of All Saint's Church Tower, Worcester on 24th May 2012

## Why we created Bluebell's Challenge Badge.

1. To develop a Girlguiding badge in Alison's memory inspired by the 1968 Guide 'Bellringer Badge'. The challenges are all related to bells and bell ringing because Alison was an internationally renowned church and hand bell ringer, as well as Tower Captain of All Saint's Church, Worcester, Master of the Worcestershire Association of Bell Ringers and a member of the Worcester Cathedral band.
2. To raise money for cancer charities so they can find a cure and help those who suffer from cancer (through sale of badges, thank you gifts and fundraising).
3. To raise awareness of women's cancers, so more women get an accurate early diagnosis.

Follow this link for more information

<https://www.wcrf-uk.org/preventing-cancer/our-cancer-prevention-recommendations/>

Whichever section of Girlguiding, Scouting or Young Ringers you belong to, you are welcome to take up Bluebell's Challenge.

## To complete the challenge ...

Please complete Zone A - Fund raising for any cancer charity.

PLUS one activity from Zone B – See the bells!

PLUS you can choose any 4 activities from Zones C, D, E, F, G or H.

OR (if you are a ringer) Please complete Zone A, all of Zone I and any 3 activities from Zones C, D, E, F, G or H.

...but this is a **minimum** requirement, please feel free to do more of the suggested activities if you are capable of doing so.

On completion of Bluebell's Challenge, certificates and/or fabric Girlguiding badges are available, see page 21 for further information.



## ZONE A – Fund-raising for any cancer charity.

Raise funds for any cancer charity, we don't mind how you do it, or which cancer charity you support (as long as you keep yourselves safe).

Here are some of our fund-raising ideas...

- Give out a loan to each group of friends and ask them to double the money
- Make bell shaped biscuits & cakes & sell them at a 'Bell Bake Sale'
- Walk some dogs (that you know!)
- Hold a sponsored event - bell ringing/ bike ride / Zumba / silence / skip / sleepover / walk/ read / campfire songs / gadget making / or anything else you can think of.
- Make and sell quiz sheets
- Hold a Bingo evening
- Bag packing in a supermarket
- Give out Smarties in tubes, once the Smarties are eaten the tubes must be filled with coins and returned.



25<sup>th</sup> Worcester Guides did a gift-wrapping service and carol singing in 'Bell Square', Worcester Shopping Centre at Christmas 2012 and raised some money for Cancer Research UK, you may like to do something similar.

**We would love to know how much you raise and which charity you are giving it to, so please complete the evaluation form on page 22. Thank you.**

## ZONE B – See the bells!



Most people have heard bells ringing on a Sunday or for weddings somewhere near where they live, but never usually get to see them, or know how they work.

1. Most, (but not all) bell towers are in churches. The following link gives a postcode search for bell towers all over the country, and the name and contact details for the Tower Captains who look after them and organise the ringing can be found by searching the link for your local affiliation, e.g. 'Worcestershire and District Association'. <http://dove.cccbr.org.uk/>
  - Contact your local Tower Captain and arrange to watch the bell ringers in action (and maybe with their permission you could make a video recording for your presentation in Zone H)?
  - Ask the Tower Captain to show you the bells and explain how they ring. You could show them the 1968 Bellringer Badge Syllabus Section 1 (Zone H - thanks to Girlguiding for use of the original Bellringer Badge) and ask them to show you what you would have had to do to get The Bellringer Badge in 1968. <http://www.cccbr.org.uk/>
  - Ask if you can go to the top of the bell tower and look at the view - take a photo, why not parachute a teddy from the top (if you have permission) or go on New Year's Eve and watch any fireworks that are going off.  
This photo was taken when 25<sup>th</sup> Worcester Guides were at the top of All Saint's Tower in Worcester, in May 2012, looking over the River Severn.
  - Ask the Tower Captain how they splice the ropes (See Zone D Clause 4).



Perhaps you could write some poetry after your visit (see Zone E Clause 17).

Do you want a new hobby? Why not ask if you can learn to ring? It probably takes a few weeks to learn to handle a bell, and after that as much practice as possible! You could follow this link to find a teacher who is local to you. <http://ringingteachers.org/people/directory>

Have a look at these links to see more about learning to ring. <https://youtu.be/hMFBgY-dOE>

<https://www.youtube.com/watch?v=9qX133nvSOQ&authuser=0>

[https://instagram.com/stories/ycra.official/2755352728482119350?utm\\_medium=share\\_sheet](https://instagram.com/stories/ycra.official/2755352728482119350?utm_medium=share_sheet)

**Don't worry if you don't live near a bell tower, there are other ways of getting up close to bells!**

2. You can always go on a virtual bell tower tour by following this link, [https://www.youtube.com/watch?v=AJzqVCqrF\\_M](https://www.youtube.com/watch?v=AJzqVCqrF_M) or there are lots of YouTube clips of bells ringing, that you can look at, which show how the bells work in change ringing. Click on these links to see some. <https://www.bellringing.org/belltower/>

or <https://www.youtube.com/watch?v=C-g27o0G0H4>

3. A mobile belfry can bring the bells to your meeting place, or to a Division or County event. Go to the links below to find out more about booking a mobile belfry, these are three of main ones in the UK.

<https://www.nsacr.org.uk/LDMB/>

<http://www.maypolebells.co.uk/index.php>

<https://www.charmborough.org/hiring.htm>



These pictures are from 6<sup>th</sup> Hove Guides with a mobile bell provided by John Norris of Hurstpierpoint at their meeting place - Nov 2018



4. Visit 'The Ringing Room' online. Most local towers are likely to have a 'tech-savvy' ringer who uses this online virtual ringing platform at <https://ringingroom.com/> The ringing room is a great way to learn how bell ringing works, and involves co-operation and rhythm. You can create one, two, or three Ringing Room towers in advance, through your sign up, and give them each a different tower ID such as Bluebell1, Bluebell2 etc. Then you will have the ID links to give to Guides in your Zoom Chat. If you want, you can use the Zoom break out Rooms (easiest if you are prepared in advance) to magic people into different towers after an initial session all together! Up to twelve people at a time can have a go at ringing tower bells or hand bells in each 'tower', simply using their keyboard to take it in turns to chime their own virtual 'bell', working together to collectively make a 'tune' e.g., 1, 2, 3, 4 5, 6, 1, 2, 3, 4, 5, 6.



This activity is perfect for a Zoom meeting, or face to face if you have Wi-Fi in your meeting place and the young people have laptops or mobile phones they can use there. You may want someone who can explain how change ringing and methods work to create different tunes, so contact your local Tower Captain or Association/Guild to see if they have a ringer who is willing to lead this activity for you. (Usual safeguarding procedures for visitors should be followed).



## Zone C - Out and about

1. Visit the only bell foundry remaining in England, where they make bells in the traditional way.
  - Taylor's Bell Foundry & Museum Loughborough, Leicestershire – book a visit if you live in the area <https://loughboroughbellfoundry.org/visits/>
2. Visit a bluebell woodland in late Spring (usually April - June). Sketch some bluebells so you can paint a picture on another week (Zone D activity).
3. Visit a fire station and ring their fire bell!
4. Live near London? Can you visit some of the places in London mentioned in the rhyme 'Oranges and Lemons said the bells of St. Clements' see this link for all of the places.  
[http://www.rhymes.org.uk/oranges\\_and\\_lemons.htm](http://www.rhymes.org.uk/oranges_and_lemons.htm)
5. Go Bell boating. (See notes on adventurous activities in the Girlguiding manual).



The following link shows a video all about Bell Boating.

<http://www.youtube.com/watch?v=xhCVKaNx8xE>

This is girls from 25<sup>th</sup> Worcester Guides Bell Boating in the Fourth Inter-club Main Regatta on 18th May 2013 at Fladbury Paddle Club.

The Year 6 and under group won the trophy!



## ZONE D - Get Crafty

1. Make 'bells' out of tin cans and other recycled items and perform a concert.
2. Make an origami bell or origami bluebells. Use these links for instructions.

<https://origami.me/bell/>

<https://www.youtube.com/watch?v=sSywkKNdLyk>

<https://www.youtube.com/watch?v=6aISHQgUcd4>

3. Make salt dough bells to hang on the Christmas tree.

<http://rainydaymum.co.uk/the-quickest-ever-salt-dough-recipe>

The photo shows two girls from 25<sup>th</sup> Worcester Guides making salt dough bells in December 2012.



4. Bell ringing ropes need splicing - follow this link (or ask your local Tower Captain) to learn how it's done. <http://www.wdcra.org.uk/study/splice.htm>
5. Design a blue room, it could be any room, lounge, kitchen or bedroom.
6. Press some bluebells or other flowers & make a cards or framed pictures.
7. Have a go at flower arranging, follow this link for 10 top tips.

<http://www.bhg.com/decorating/home-accessories/flower-arranging/flower-arranging-tips/#page=1>

8. Plant some bluebells (between October & December) follow the link for a video demonstration <https://www.youtube.com/watch?v=7qApRjVgF3s>



9. Paint Bluebells on a canvas, on a t-shirt or canvas shoes as girls from 25<sup>th</sup> Worcester Guides did - if you have visited a bluebell woodland (Zone C activity) you may have some sketches you can work from.

10. Make some 'dancing bells' follow this link for instructions <http://rainydaymum.co.uk/diy-dancing-bells> then make up a dance to do when you are wearing them.

11. Make a town crier's outfit out of recycled materials and announce some news in the traditional style. Town criers carry a handbell to attract people's attention, as they shout the words "Oyez, Oyez, Oyez!" before making their announcements. The word "Oyez" means "hear ye," which is a call for silence and attention (makes a change from raising your hand)!

12. Watch this link about 'The Temple of a Thousand Bells' artwork <https://www.yorkstmarys.org.uk/exhibition/2012-installation-temple-of-a-thousand-bells/>

Make up your own art installation or, act out the legend of the temple of a thousand bells (see the link below)

<http://plainspeakingart.wordpress.com/2012/08/16/the-temple-of-a-thousand-bells-laura-belem-york-st-marys-until-4-nov-2012/>



13. Make a quirky bookmark using a Bellringing 'method'. The bells start by ringing 'rounds' which is when the lightest and highest pitched bell (the treble or 'first' bell) goes first, and is followed by each of the others in turn with the lowest note being last (the tenor). To make it more interesting, they can then change the order in which they chime, and this is called a 'method'. The simplest method is called 'Plain Hunting', and each bell moves by one place each time it chimes, and rings two chimes when it is the first or last bell to ring.

The example below shows plain hunting on 8 bells, but plain hunt can be rung on any number of bells, so if you prefer a narrower bookmark, just use fewer bells. You could use squared paper and make an attractive bookmark, by colouring the grid and laminating it, or even by sewing it as a cross stitch pattern on Binca fabric (pictured below) or similar.

1	2	3	4	5	6	7	8
R	O	Y	G	B	I	V	
R	O	Y	G	B	I	V	
R	O	Y	G	B	I	V	
O	R	G	Y	I	B		V
O	G	R	I	Y		B	V
G	O	I	R		Y	V	B
G	I	O		R	V	Y	B
I	G		O	V	R	B	Y
I		G	V	O	B	R	Y
	I	V	G	B	O	Y	R
	V	I	B	G	Y	O	R
V		B	I	Y	G	R	O
V	B		Y	I	R	G	O
B	V	Y		R	I	O	G
B	Y	V	R		O	I	G
Y	B	R	V	O		G	I
Y	R	B	O	V	G		I
R	Y	O	B	G	V	I	
R	O	Y	G	B	I	V	
R	O	Y	G	B	I	V	
R	O	Y	G	B	I	V	



If you are already a ringer, why not make a bookmark using a more complicated method? Plot it out on squared paper first.



## ZONE E - Songs, Games & Activities

1. Sing songs about bells (e.g. Jingle bells) or learn 'Bluebells' (many thanks to Girlguiding West Sussex for this). Try singing it in different voices, such as like Rainbows, like men, using 'posh' voices, or even try rapping it!



2. Try to add your own harmonies.

Learn to sing Brownie Bells in British Sign Language. Follow this link for a demonstration <https://www.youtube.com/watch?v=TX72YZXfzRk>

3. Learn a second verse to Brownie Bells - 'All through the week, We Brownies Seek, Good Deeds to Do, And to be True - Good night' OR

'Our meeting's done, We say goodnight, Please keep us safe, 'Til morning light - Good night.'

4. Make up a board game or act out a play in which you are 'saved by the bell'!

5. Play 'The Yes / No game' by Paul Lamond Games if you have it.



6. Act out the story of The Hunchback of Notre Dame

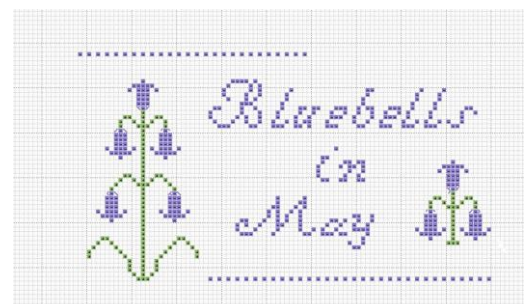
[http://en.wikipedia.org/wiki/The\\_Hunchback\\_of\\_Notre-Dame](http://en.wikipedia.org/wiki/The_Hunchback_of_Notre-Dame)

7. Hold a 'blue' party, wear blue, blue food, blue decorations etc.

8. Build a bell tower out of newspaper to hold a little bell (this could be a timed activity or you could give limited resources and have small groups competing for the highest or strongest tower).

9. Sew this cross-stitch, follow the link for another, search the internet to find more or make up your own!. Cross stitch link

<https://www.pinterest.ca/pin/394065036120063964/>





10. Complete the 'Bell Activities Booklet' (appendix at the bottom), and you could make up some activities of your own.
11. Play and sing 'Oranges and Lemons'.  
<http://www.wikihow.com/Play-Oranges-and-Lemons>
12. Play and sing 'In and out the Dusty Bluebells'  
<https://www.youtube.com/watch?v=fadMI0Zo8ro>
13. Play 'Pass the bell'. Stand in a circle and pass a small bell from person to person focusing on not letting it ring (it would be cheating to hold the clapper)!
14. The 25<sup>th</sup> Worcester Rainbows painted a huge bluebell woodland then each took a piece home with them - any group could give this a try.
15. Play 'Santa's bells', this is the same as 'Pirate's Keys' but with some jingle bells under the chair. 'Santa' sits on the chair wearing a blindfold, everyone else is in a circle around the chair and one at a time they try to creep up and take the bells from under the chair. If Santa hears them s/he has to point at them to stop them taking the bells.
16. Paint Bluebells on large pebbles then varnish them to make attractive paperweights, these could be gifts or could be sold to raise money for your charity.
17. Find some poems and quotes that include bells, this link will help.  
<https://poets.org/poem/bells> Here are some examples we found.



**"Bells are music's laughter."** Thomas Hood, 1799-1845, English poet and humourist

**"Great are the mysteries of bell ringing, and this may be said in its praise: that of all the devices that man has sought out for obtaining distinction by making a noise in this world, bell ringing is the most harmless".** English poet Robert Southey (1774-1843)

**"Perchance he for whom this bell tolls may be so ill, as that he knows not it tolls for him; and perchance I may think myself so much better than I am, as that they who are about me, and see my state, may have caused it to toll for me, and I know not that".** John Donne (1572-1631)

Have a poetry reading evening and write some of your own poetry about bells, you may want to listen to them ringing first (See Zone B).



## ZONE F – Visitors

Usual safeguarding procedures must be followed when inviting visitors to the meeting place.

1. Invite your local hand bell ringers to come to a meeting - (there are two types of hand bell ringing, some ring well known tunes and others ring 'methods' which are also rung on church bells) - look at the 1968 syllabus Sections 2 and 3 (Zone I below) with them and ask if you can have a go!



This photo shows 25<sup>th</sup> Worcester Guides ringing tunes with the Hallow Hand Bell Ringers in October 2012.

2. Ask a garden centre, woodland ranger or florist if they can talk to your unit about growing and arranging flowers.
3. Invite some local Morris dancers to your meeting, they could show you how they use bells in their dances and you could have a go! Use this link to find groups local to you.  
<https://themorrisring.org/location/sides-nearby>
4. Invite some Indian dancers to show how they use bells and other instruments in their dances, ask if you can join in!
5. Father Christmas could pay a visit in December accompanied by Jingle Bells, or why not have a Christmas celebration 'Australian style' in the summer with a barbecue in beachwear with a visit from Father Christmas?
6. Invite Trefoil Guild members to a meeting to teach you a song about bells or bluebells.



## ZONE G - Yummy stuff

1. Make a 'St. Clements' drink and any other non-alcoholic cocktails.

*Saint Clements From Wikipedia, the free encyclopedia.*

*The Saint Clements is a non-alcoholic cocktail. Though the ingredients may vary, it always consists of orange juice mixed with a lemon-flavoured drink, usually in equal proportions; the name of the drink refers to the English nursery rhyme Oranges and Lemons. The drink is therefore named (indirectly) after either St Clement Eastcheap or St Clement Danes, both churches in London. The traditional recipe calls for equal parts orange juice and lemon juice served over ice in a highball glass. There are many variations, in which the lemon juice is replaced with a sweeter drink (like lemonade), or even a carbonated citrus-flavoured soft drink (like Sprite, 7-Up, or Fanta Lemon). It is also known to have different regional names such as a "Henry" in Berkshire and Gloucestershire or an "Ollie" in Oxfordshire and many units of the British Armed Forces.*

2. Make bell shaped biscuits or cakes (you could sell them to raise funds for Zone A).

3. Heard of marzipan fruits? Why not make marzipan bells or bluebells? Follow this link for how to make fruits and then get crafty (you could sell these at your cake sale too).

<http://www.youtube.com/watch?v=uROcJONX2WU>

4. Cook blue pancakes, what blue ingredients could you have on them?

5. Have a Japanese New year celebration (you'll need to cook some noodles). Follow this link to research how the Japanese celebrate using bells.

[http://en.wikipedia.org/wiki/Japanese\\_New\\_Year](http://en.wikipedia.org/wiki/Japanese_New_Year)

6. Weddings often feature bells as the bride and groom emerge from the church as man and wife, you could organise a formal wedding ceremony or civil partnership complete with a feast and speeches.

At summer camp 2012 25<sup>th</sup> Worcester Guides held a wedding ceremony for the Little Mermaid Ariel and Prince Eric and enjoyed a formal dinner and party afterwards to complete the wide game.



7. Blue Moon Ice cream is a favourite in the American mid-west, you could have a go at making some if you have an ice cream maker. We found a nut-free recipe, you could make ice cream sundaes (but don't add any nuts if someone has an allergy)!

<http://nut-freemom.blogspot.co.uk/2012/07/nut-free-ice-cream-recipes-including.html>



## ZONE H - What do you know?

Make a 5 - minute presentation to an audience (such as your leaders) on any of the ideas below, it can take any form you like such as a PowerPoint presentation, poster, dramatic representation, story, photo, newspaper or magazine article, be as creative as you like.

- Where in the world are bells rung? Which local churches near you have bells that are rung regularly, what do you know about them?
- Make a video recording of bells ringing (maybe when you see the bells in Zone B), and include it in a presentation about your visit, explaining what you have learnt about bell ringing.
- What do you know about bell ringing? What is the art of bell ringing called? What are rounds, reverse rounds, call changes, methods, caller? Half muffled bells? What is 'firing' the bells (What is this used for and what is it)? How are the bells rung on New Year's Eve?
- Why are bells often used at weddings. On what other occasions are church bells rung apart from at weddings? What was the role of church bells during the war?
- Physics -Research and explain why the tower has to move as the bells ring?
- Research bells used in different religious and cultural traditions.
- On a map of London - show where the places mentioned in the song Oranges & Lemons are, this link might help [http://www.rhymes.org.uk/oranges\\_and\\_lemons.htm](http://www.rhymes.org.uk/oranges_and_lemons.htm) what is the history of this song/ game?
- Read a book which includes bells and explain the plot of the book. (Try 'The Ring'o'bells Mystery' - Enid Blyton, 'The Children's Bells' by Eleanor Farjeon, 'The Nine Taylors' by Dorothy L Sayers, 'For Whom the Bell Tolls' by Ernest Hemingway or any other book you can find)
- What can you find out about these famous bells - Big Ben, Great Tom, Bell Harry, The Watched Night Bell in Tokyo, Japan.
- How many different types of bell can you think of, what do you know about them and what are they used for? We thought of 15 types, can you think of even more?
- Find out all about Bluebells and how we are protecting them.
- What activity relating to bells happens at The Bishop's Palace, Wells , Somerset?
- Why do the Japanese ring bells at new year and what do they eat and do afterwards?
- Guinness World Records, what bell related records can you find?

<https://www.guinnessworldrecords.com/search?term=%2A>



## ZONE I - Already a ringer?

### The 1968 Guides 'Bellringer badge'

Many thanks to Girlguiding for use of the original Bellringer Badge (1968).

Pass the whole of **any one** of the following sections:

#### **1 Church Bell Ringing**

- 1 Ring rounds correctly.
- 2 Raise and lower a bell preferably in peal.
- 3 Ring one standard method on an inside bell; or ring not less than 30 changes without fault.
- 4 Explain the technical terms used in ringing in your own tower.
- 5 Describe the parts of a bell and how it is rung.
- 6 Show that you understand the importance of rope maintenance.



#### **2 Change ringing on Handbells**

- 1 Describe any six of the sixteen component parts of a handbell, and how it is rung for change ringing.
- 2 Describe the English system of numbering the notes and sizes of handbells.
- 3 Show that you understand the importance of the care and maintenance of the metal and leather parts of a handbell.
- 4 With rhythmical precision using the hand-stroke and back-stroke positions, ring a pair of handbells correctly in rounds.
- 5 Ring a pair of handbells to one standard method.
- 6 Explain the technical terms used in your own group in ringing.

#### **3 Tune Playing on Handbells.**

- 1 Describe any six of the sixteen component parts of a handbell and at least one method of ringing it for tune playing.
- 2 Describe the English system of numbering the notes and sizes of handbells.
- 3 Show that you understand the importance of the care and maintenance of the metal and leather parts of a handbell.
- 4 Read simple music written in one of the following methods:
  - a) staff notation.
  - b) Tonic Solfa notation.
  - c) Alphabetical notation.
  - d) Numerical notation.
- 5 Handling at least two bells, and reading from one of the forms of notation mentioned in clause 4, play tunes.
- 6 Name the notes in the major or minor scales in any eight keys chosen by your tester.



# Bell Activities

# Booklet

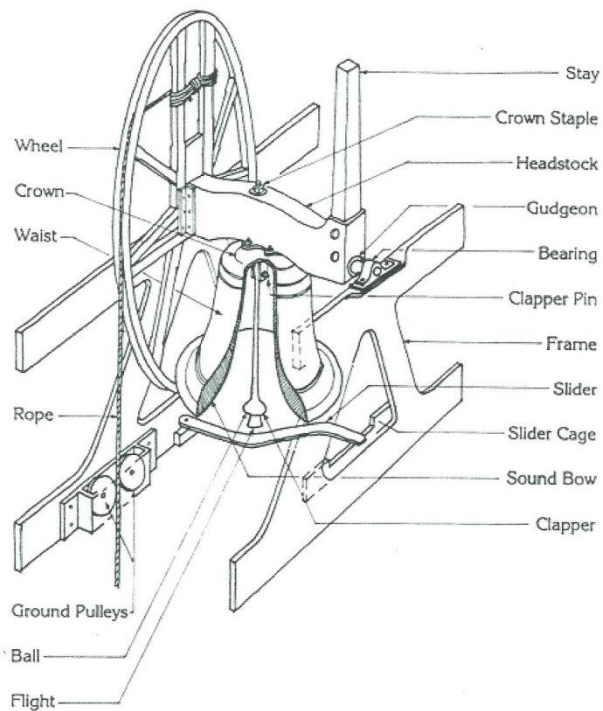




## Bell Frame Word Search

Can you find 15 parts of the bell in the word search?

S	O	U	N	D	B	O	W	S	J	Q	G
S	N	X	K	D	E	F	D	R	C	K	M
T	E	J	S	T	A	Y	E	K	L	A	C
W	U	F	Y	Z	R	D	L	A	A	L	R
H	A	L	O	P	I	D	R	O	P	E	O
E	I	I	T	L	N	Z	W	Q	P	M	W
E	S	G	S	X	G	U	D	G	E	O	N
L	P	H	G	T	L	N	U	G	R	L	S
S	A	T	D	L	B	N	D	O	D	H	T
B	F	R	A	M	E	N	M	C	S	C	A
G	V	B	N	Y	E	K	S	B	T	D	P
H	E	A	D	S	T	O	C	K	F	M	L
U	W	S	L	I	D	E	R	C	A	G	E




Bell Frame Word search Answers:

S	O	U	N	D	B	O	W			
					E			R	C	
			S	T	A	Y	E		L	C
W		F			R	D			A	R
H	A	L			I		R	O	P	E
E		I		L	N				P	W
E		G	S		G	U	D	G	E	O
L		H		T	L				R	S
		T		L						T
	F	R	A	M	E					A
		B								P
H	E	A	D	S	T	O	C	K		L
		S	L	I	D	E	R	C	A	G






Which girl finds her way to the church to ring?




Lara



Kesia



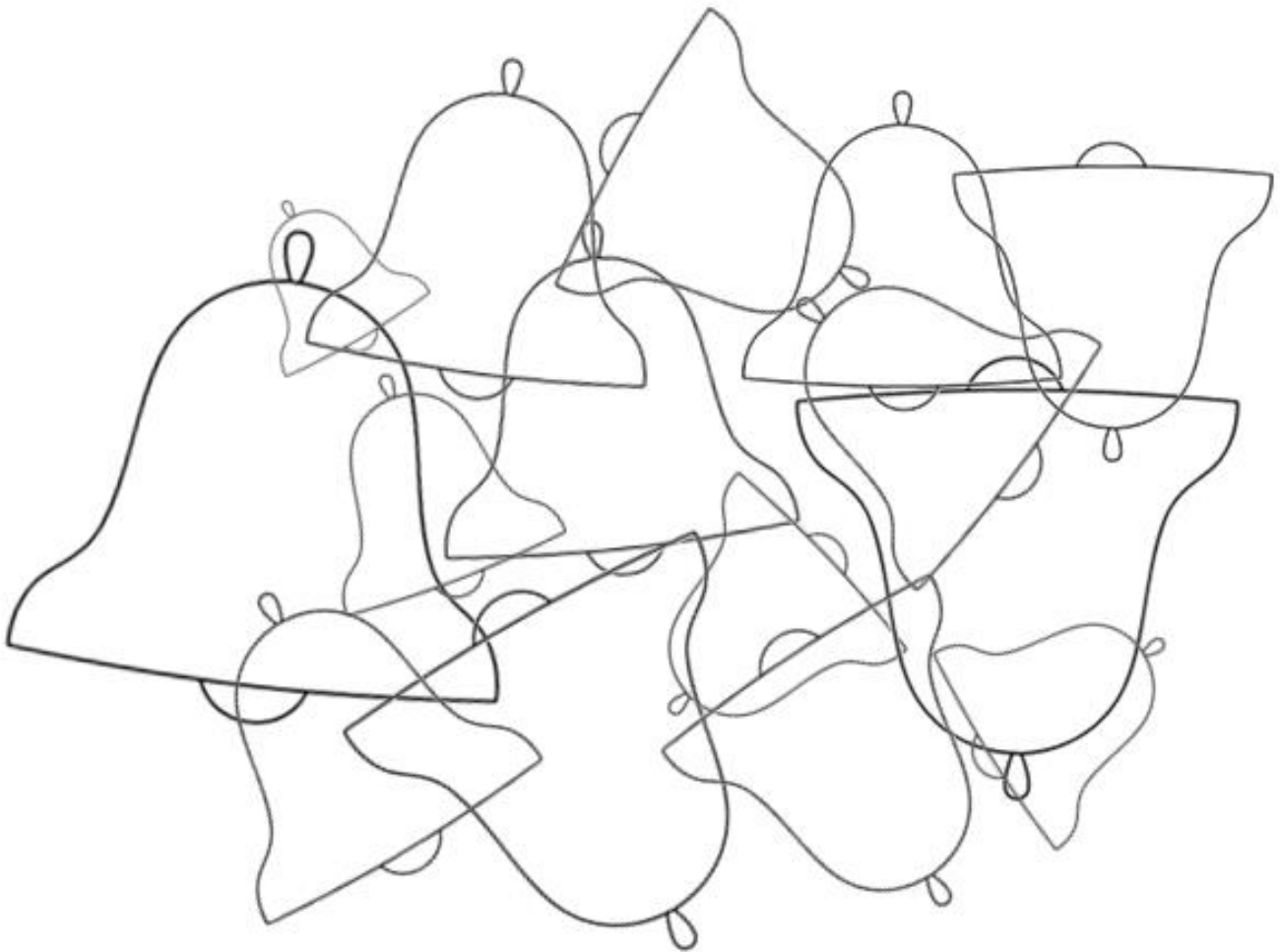
Aliya



Samantha

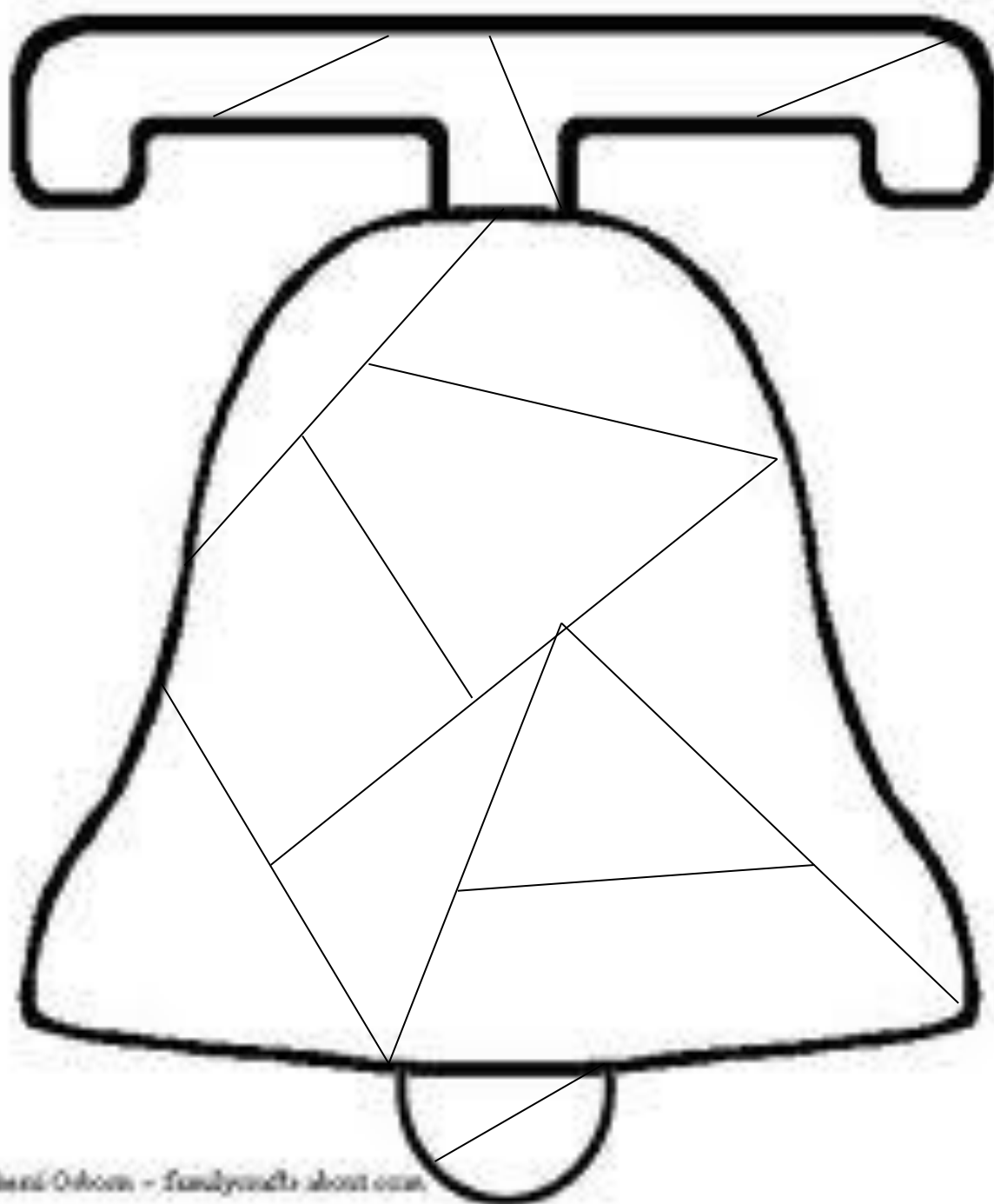


How many bells are in this picture?





Copy, colour and cut this bell jigsaw into pieces. Can you put it back together again?



© 2000 Shari Odom - familycrafts about.com



Can you make up an acrostic poem about bell ringing?

B

E

L

L

R

I

N

G

I

N

G

# Bluebell's Challenge Badge Order Form

25<sup>th</sup> Worcester Guides spent an evening with Jo Menhinick, professional graphic designer. <https://www.jomenhinickdesign.co.uk/>  
Jo took us through the process of designing a fabric badge from the initial idea to the finished product. The Guides all drew their design ideas and Jo took them away and used them to inspire her to produce the badge. Jo knew Alison, and Jo's three girls were formerly members of the unit, so she kindly volunteered her time and expertise. **Thank you Jo!**



To order fabric badges and thank you certificates, please return this form and payment to the address below.

Your Unit/Group: \_\_\_\_\_ Your County/Association: \_\_\_\_\_

Your Leader: \_\_\_\_\_

Address to which fabric badges/certificates should be sent:

\_\_\_\_\_  
\_\_\_\_\_  
\_\_\_\_\_

Postcode: \_\_\_\_\_

Contact phone number: \_\_\_\_\_

E-mail address: \_\_\_\_\_



You may want to buy a 'thank you' gift for your local Tower Captain and the band, or Hand bell ringing group or anyone else who might have helped you with this challenge. We have produced a certificate for this purpose at a cost of £3.00, that can be displayed in the tower.

Number of fabric badges/certificates \_\_\_\_\_ at £1.50 each plus postage of £1.05 (for 1 - 10 badges), £1.65 (for 11 – 40 badges) or £2.15 for 41 – 60 badges).

Number of 'thank you' certificates for the Tower captain and band \_\_\_\_\_ at £3.00 each plus postage of £1.05 (per certificate).

Total enclosed: £ \_\_\_\_\_

Please make cheques to: '25th Worcester Guides' or BACs to NatWest Sort Code: 55-81-36  
Account Number: 77074440 Ref: Bluebell's Challenge. and send this form to:

Caroline Hallam  
56 Woolhope Road  
Battenhall  
Worcester WR5 2AS  
For more information, or for any queries:  
[25worcesterguides@gmail.com](mailto:25worcesterguides@gmail.com)  
01905 763009 / 07729 939502

## Evaluation

If you have completed the badge, please also send back the evaluation form (below) by post or email, otherwise we would appreciate you sending it later, on completion of the badge. Many thanks!



## Evaluation of Bluebell's Challenge.

Once you have completed the challenge, we would welcome some feedback on which activities you did and what you liked about them. Please rate them from 1 - 10, so we can find out which activities are the most popular. Thank you.

Zone A	Name of cancer charity: _____ Amount raised: £ _____ How did you raise the money? _____ _____
-----------	--------------------------------------------------------------------------------------------------------

Zone B	Please tell us how and where you saw some bells. _____ _____ _____
-----------	--------------------------------------------------------------------------

Which Zone? (C, D, E, F, G, H)	Which Clause?	Please add any comments here or on the back or another sheet. Thank You.

Zone I Already a ringer?	Section (1,2 or 3)	Please add any comments here or on the back or another sheet. Thank You.

Please tell us how you heard about this badge \_\_\_\_\_

\_\_\_\_\_

Please write any further comments on the back or another page.

Please return this sheet to Caroline Hallam, 56, Woolhope Road, Battenhall, Worcester, WR5 2AS

or return by email to [25worcesterguides@gmail.com](mailto:25worcesterguides@gmail.com) Thank You.